


Can't Find Your Exact....

VERTICAL BLIND SIZE?

Delta Vertical Blinds can be professionally shortened in width & drop to suit your specific window size.



Widths can be adjusted to in-between Standard Sizes from 3000mm down to a minimum width of 300mm.

Drops can be shortened to achieve any drop down from 2100mm.

Recording Your Measurements

1. When measuring your window you must decide on FACE-FIX (recommended) OR RECESS FIX installation.
2. Please only fill out the window sizes in the installation section below for the type of installation you require.
3. Use metal tape measure for accurate measuring. Take multiple measurements to ensure window is square.
4. Record all measurements in millimetres
5. Please measure window exactly, SHP will make any necessary allowances for brackets.



ENTER DETAILS HERE

ENTER DETAILS HERE

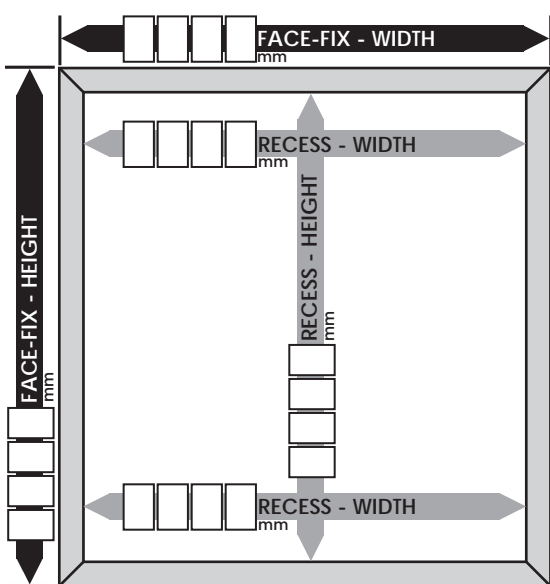
- PVC Vertical - 89mm Blade
- Polyester Vertical - 127mm Blade

- PVC Vertical - 89mm Blade
- Polyester Vertical - 127mm Blade

Type of Installation
 Face-Fix
 Mounted onto architrave
 FILL IN BLACK DIMENSIONS

OR
 Recess
 Mounted inside window frame
 FILL IN GREY DIMENSIONS

FACE-FIX INSTALLATION RECOMMENDED

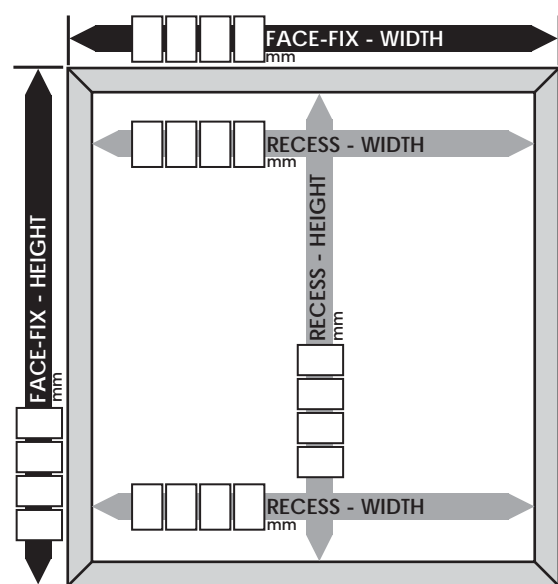


TRACKS CAN OPEN TO EITHER LEFT OR RIGHT HAND SIDE BY SIMPLY FLIPPING TRACK IN BRACKETS

Type of Installation
 Face-Fix
 Mounted onto architrave
 FILL IN BLACK DIMENSIONS

OR
 Recess
 Mounted inside window frame
 FILL IN GREY DIMENSIONS

FACE-FIX INSTALLATION RECOMMENDED



TRACKS CAN OPEN TO EITHER LEFT OR RIGHT HAND SIDE BY SIMPLY FLIPPING TRACK IN BRACKETS

OFFICE USE ONLY

OFFICE USE ONLY

STOCK TO BE USED

STOCK TO BE USED

THIS SECTION MUST BE COMPLETED IN FULL FOR ORDERS TO BE PROCESSED

I (print name)..... hereby state that the above measurements are correct & understand that, once order is placed, it is final & can not be changed & charges will apply.

Customer Name..... STORE ORDER #.....

Customer Signature..... Store Person Name..... Store Person Signature.....