

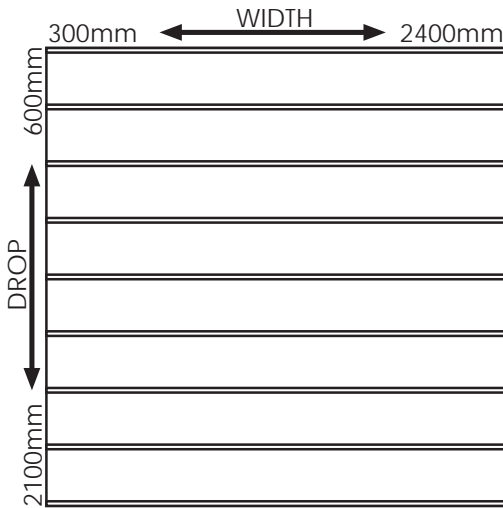
## Contents

<i>FABRIC ROMAN SIZE?</i>	2
<i>TIMBER VENETIAN SIZE?</i>	3
<i>ALUMINIUM VENETIAN SIZE?</i>	4
<i>ROLLER BLIND SIZE?</i>	5
<i>AUTOMATIC AWNING SIZE?</i>	6
<i>CLEAR BISTRO BLIND <b>WIDTH?</b></i>	7
<i>CLEAR BISTRO BLIND <b>DROP?</b></i>	8
<i>VERTICAL BLIND SIZE?</i>	9

# Can't Find Your Exact....

## FABRIC ROMAN SIZE?

Fabric Roman Blinds can be professionally reduced in width & drop to suit your specific window size.



Widths can be adjusted to any size between Standard Sizes from 2400mm down to a minimum width of 300mm.

Drops can be reduced in 300mm increments from 2100mm to; 1800mm, 1500mm, 1200mm, 900mm & 600mm drops.

### Recording Your Measurements

1. When measuring your window you must decide on INSIDE mount OR OUTSIDE mount installation.
2. Please only fill out the window sizes in the installation section below for the type of installation you require.
3. Use metal tape measure for accurate measuring.
4. Record all measurements in millimeters.
5. Please measure window exactly, SHP will make any necessary allowances.

### BLIND MEASUREMENTS

ROMAN TYPE	ROMAN TYPE	ROMAN TYPE
<input type="checkbox"/> Esperance Concealed Slat <input type="checkbox"/> Bedarra Exposed Timber Slat	<input type="checkbox"/> Esperance Concealed Slat <input type="checkbox"/> Bedarra Exposed Timber Slat	<input type="checkbox"/> Esperance Concealed Slat <input type="checkbox"/> Bedarra Exposed Timber Slat
<p>ONLY FILL IN INSIDE OR OUTSIDE MEASUREMENTS</p>	<p>ONLY FILL IN INSIDE OR OUTSIDE MEASUREMENTS</p>	<p>ONLY FILL IN INSIDE OR OUTSIDE MEASUREMENTS</p>
<p><b>ROMAN DROP</b></p> <input type="checkbox"/> 60cm <input type="checkbox"/> 90cm <input type="checkbox"/> 120cm <input type="checkbox"/> 150cm <input type="checkbox"/> 180cm <input type="checkbox"/> 210cm EXTERNAL MOUNT RECOMMENDED	<p><b>ROMAN DROP</b></p> <input type="checkbox"/> 60cm <input type="checkbox"/> 90cm <input type="checkbox"/> 120cm <input type="checkbox"/> 150cm <input type="checkbox"/> 180cm <input type="checkbox"/> 210cm EXTERNAL MOUNT RECOMMENDED	<p><b>ROMAN DROP</b></p> <input type="checkbox"/> 60cm <input type="checkbox"/> 90cm <input type="checkbox"/> 120cm <input type="checkbox"/> 150cm <input type="checkbox"/> 180cm <input type="checkbox"/> 210cm EXTERNAL MOUNT RECOMMENDED

### OFFICE USE ONLY

STOCK TO BE USED	STOCK TO BE USED	STOCK TO BE USED
------------------	------------------	------------------

THIS SECTION MUST BE COMPLETED IN FULL FOR ORDERS TO BE PROCESSED

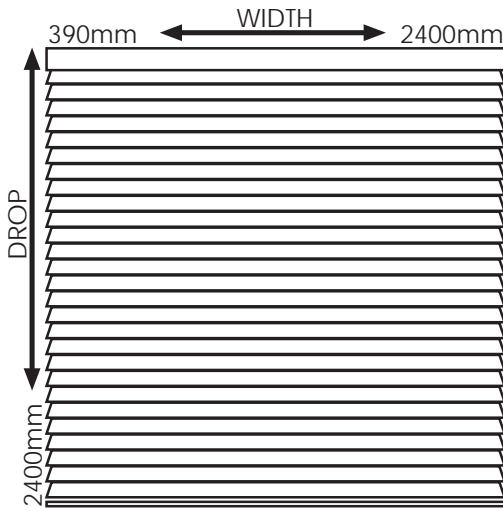
I (print name)..... hereby state that the above measurements are correct and understand that once blinds are cut to size, order is final and blinds can not be changed.

Customer Name..... Customer Signature..... STORE.....  
 Store Person Name..... Store Person Signature..... ORDER #.....

# Can't Find Your Exact....

## TIMBER VENETIAN SIZE?

Timber Venetians can be professionally reduced in width & drop to suit your specific window size.



Widths can be adjusted to sizes between Standard Sizes from 2100mm width down to 390mm widths.

Drops can be altered to achieve any drop down from 2100mm.

A special Drop Extension Service is available to increase blind drop from 2100mm up to 2400mm.

### Recording Your Measurements

1. When measuring your window you must decide on INSIDE mount OR OUTSIDE MOUNT installation.
2. Please only fill out the window sizes in the installation section below for the type of installation you require.
3. Use metal tape measure for accurate measuring. Take multiple measurements to ensure window is square.
4. Record all measurements in millimeters
5. Please measure window exactly, SHP will make any necessary allowances for brackets.

### BLIND MEASUREMENTS

#### TIMBER VENETIAN TYPE

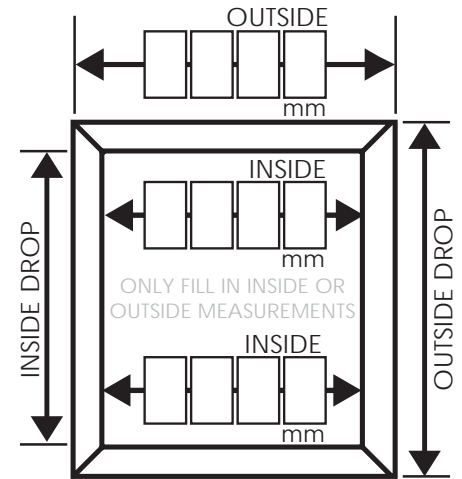
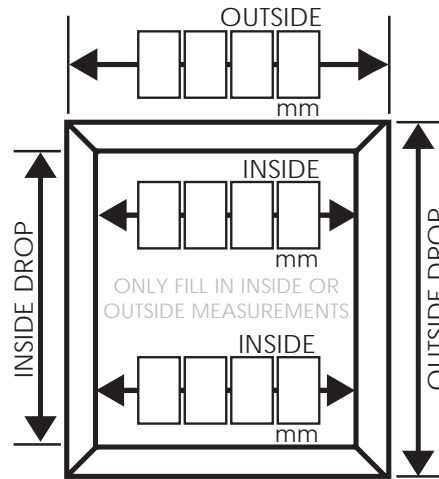
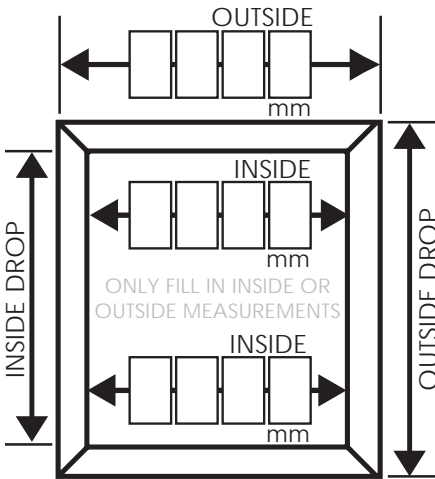
- 45mm Slat Western Red Cedar
- 50mm Slat Mahogany Basswood
- 50mm Slat White Basswood
- 50mm Slat Teak Basswood
- 27mm Slat Teak Basswood\*

#### TIMBER VENETIAN TYPE

- 45mm Slat Western Red Cedar
- 50mm Slat Mahogany Basswood
- 50mm Slat White Basswood
- 50mm Slat Teak Basswood
- 27mm Slat Teak Basswood\*

#### TIMBER VENETIAN TYPE

- 45mm Slat Western Red Cedar
- 50mm Slat Mahogany Basswood
- 50mm Slat White Basswood
- 50mm Slat Teak Basswood
- 27mm Slat Teak Basswood\*

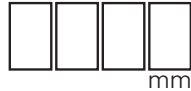


#### TIMBER VENETIAN DROP



\*NOTE: Blinds with asterisk have MAX Width & Drop of 2100mm

#### TIMBER VENETIAN DROP



\*NOTE: Blinds with asterisk have MAX Width & Drop of 2100mm

#### TIMBER VENETIAN DROP



\*NOTE: Blinds with asterisk have MAX Width & Drop of 2100mm

### OFFICE USE ONLY

STOCK TO BE USED

STOCK TO BE USED

STOCK TO BE USED

### THIS SECTION MUST BE COMPLETED IN FULL FOR ORDERS TO BE PROCESSED

I (print name)..... hereby state that the above measurements are correct and understand that once blinds are cut to size, order is final and blinds can not be changed.

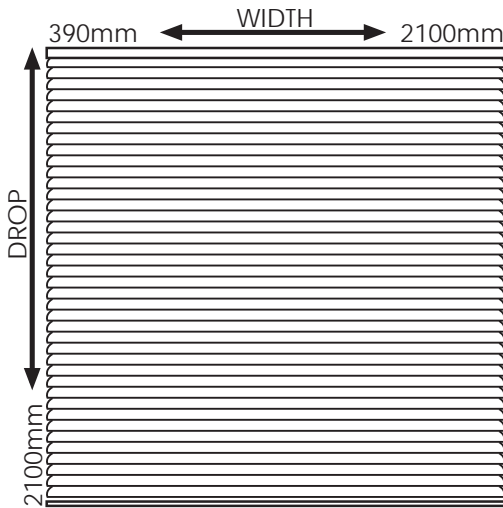
Customer Name..... Customer Signature..... STORE.....

Store Person Name..... Store Person Signature..... ORDER #.....

# Can't Find Your Exact....

## ALUMINIUM VENETIAN SIZE?

Aluminium Venetians can be professionally reduced in width & drop to suit your specific window size.



Widths can be adjusted to sizes between Standard Sizes from 2100mm width down to 390mm widths.

Drops can be altered to achieve any drop down from 2100mm.

### Recording Your Measurements

1. When measuring your window you must decide on INSIDE mount OR OUTSIDE MOUNT installation.
2. Please only fill out the window sizes in the installation section below for the type of installation you require.
3. Use metal tape measure for accurate measuring. Take multiple measurements to ensure window is square.
4. Record all measurements in millimeters
5. Please measure window exactly, SHP will make any necessary allowances for brackets.

### BLIND MEASUREMENTS

#### ALUMINIUM VENETIAN TYPE

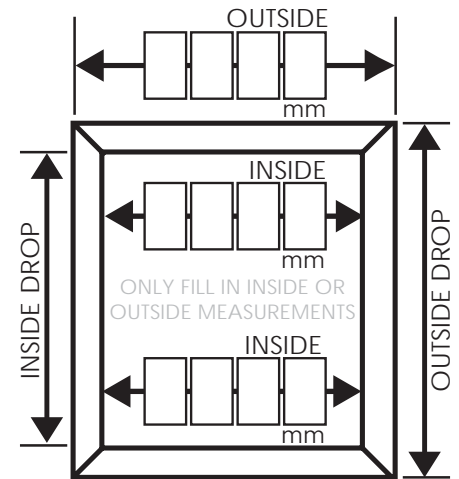
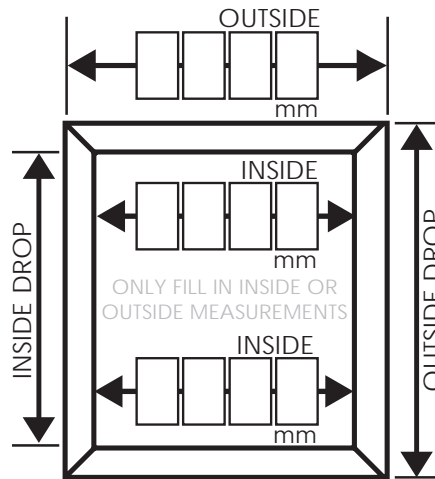
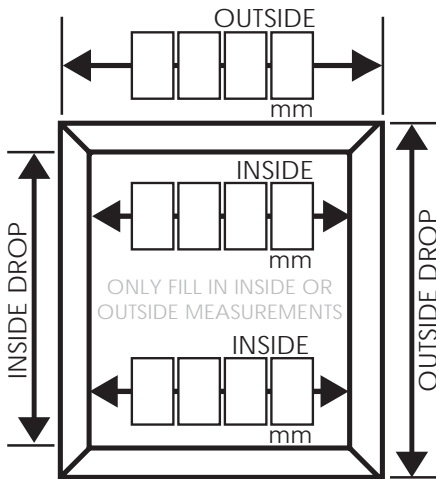
- 25mm Slat - White
- 25mm Slat - Alabaster
- 25mm Slat - Silver
- 25mm Slat - Charcoal

#### ALUMINIUM VENETIAN TYPE

- 25mm Slat - White
- 25mm Slat - Alabaster
- 25mm Slat - Silver
- 25mm Slat - Charcoal

#### ALUMINIUM VENETIAN TYPE

- 25mm Slat - White
- 25mm Slat - Alabaster
- 25mm Slat - Silver
- 25mm Slat - Charcoal



#### ALUMINIUM VENETIAN DROP

\*NOTE: Blinds with asterix have MAX Width of 1800mm

#### ALUMINIUM VENETIAN DROP

\*NOTE: Blinds with asterix have MAX Width of 1800mm

#### ALUMINIUM VENETIAN DROP

\*NOTE: Blinds with asterix have MAX Width of 1800mm

### OFFICE USE ONLY

STOCK TO BE USED

STOCK TO BE USED

STOCK TO BE USED

### THIS SECTION MUST BE COMPLETED IN FULL FOR ORDERS TO BE PROCESSED

I (print name)..... hereby state that the above measurements are correct and understand that once blinds are cut to size, order is final and blinds can not be changed.

Customer Name..... Customer Signature..... STORE.....

Store Person Name..... Store Person Signature..... ORDER #.....

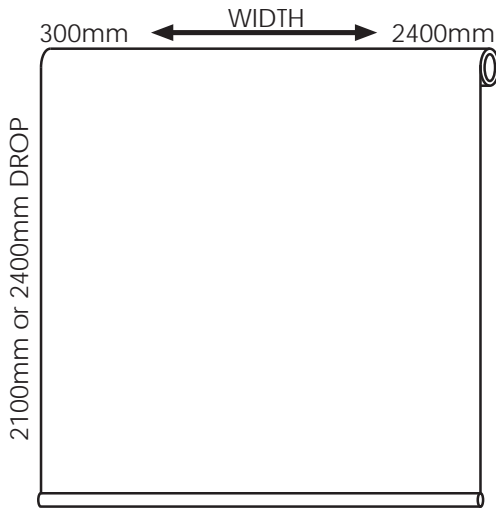
# Can't Find Your Exact....

## ROLLER BLIND SIZE?

Roller Blinds can be professionally reduced in width to suit your specific window size.

Widths can be adjusted to sizes between Standard Sizes from 2400mm width down to 300mm widths.

Drops are available in 2100mm or 2400mm ONLY & being Roller style, will NOT be altered.



### Recording Your Measurements

1. When measuring your window you must decide on INSIDE mount OR OUTSIDE mount installation.
2. Please only fill out the window sizes in the installation section below for the type of installation you require.
3. Use metal tape measure for accurate measuring. Take multiple measurements to ensure window is square.
4. Record all measurements in millimeters
5. Please measure window exactly, SHP will make any necessary allowances for brackets.

### BLIND MEASUREMENTS

ROLLER TYPE	ROLLER TYPE	ROLLER TYPE
<input type="checkbox"/> Sunshadow E-Screen - Ivory	<input type="checkbox"/> Sunshadow E-Screen - Ivory	<input type="checkbox"/> Sunshadow E-Screen - Ivory
<input type="checkbox"/> Sunshadow E-Screen - Charcoal	<input type="checkbox"/> Sunshadow E-Screen - Charcoal	<input type="checkbox"/> Sunshadow E-Screen - Charcoal
<input type="checkbox"/> Premier Polyester Blockout - Cream	<input type="checkbox"/> Premier Polyester Blockout - Cream	<input type="checkbox"/> Premier Polyester Blockout - Cream
<input type="checkbox"/> Premier Room Darkening - Natural*	<input type="checkbox"/> Premier Room Darkening - Natural*	<input type="checkbox"/> Premier Room Darkening - Natural*
<p>240CM WIDTH X 240CM DROP UNAVAILABLE</p> <p><b>ROLLER DROP</b></p> <p><input type="checkbox"/> 2100mm</p> <p><input type="checkbox"/> 2400mm</p> <p>DROPS WILL NOT BE ALTERED</p>	<p>240CM WIDTH X 240CM DROP UNAVAILABLE</p> <p><b>ROLLER DROP</b></p> <p><input type="checkbox"/> 2100mm</p> <p><input type="checkbox"/> 2400mm</p> <p>DROPS WILL NOT BE ALTERED</p>	<p>240CM WIDTH X 240CM DROP UNAVAILABLE</p> <p><b>ROLLER DROP</b></p> <p><input type="checkbox"/> 2100mm</p> <p><input type="checkbox"/> 2400mm</p> <p>DROPS WILL NOT BE ALTERED</p>
<b>OFFICE USE ONLY</b>		
STOCK TO BE USED	STOCK TO BE USED	STOCK TO BE USED

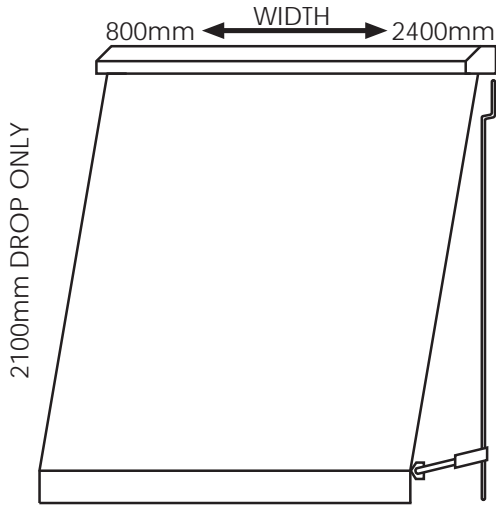
### THIS SECTION MUST BE COMPLETED IN FULL FOR ORDERS TO BE PROCESSED

I (print name)..... hereby state that the above measurements are correct and understand that once blinds are cut to size, order is final and blinds can not be changed.

Customer Name..... Customer Signature..... STORE.....

Store Person Name..... Store Person Signature..... ORDER #.....

# Can't Find Your Exact....



## AUTOMATIC AWNING SIZE?

Automatic Awnings can be professionally reduced in width to suit your specific external window size.

Widths can be adjusted to sizes between Standard Sizes from 2400mm width down to 800mm widths.

Drops are available in 2100mm ONLY & will NOT be altered.

### Recording Your Measurements

1. When measuring, it is recommended to have awning cover at least 150mm past the window frame on each side for complete coverage.
2. Use metal tape measure for accurate measuring. Take multiple measurements to ensure correctness.
3. Record all measurements in millimeters
4. Please measure Head Box width to ensure awning will fit in window area.

### BLIND MEASUREMENTS

<b>AWNING COLOUR</b> <input type="checkbox"/> Stone <input type="checkbox"/> Ash <input type="checkbox"/> Forrest Green <input type="checkbox"/> Mountain Blue	<b>AWNING COLOUR</b> <input type="checkbox"/> Stone <input type="checkbox"/> Ash <input type="checkbox"/> Forrest Green <input type="checkbox"/> Mountain Blue	<b>AWNING COLOUR</b> <input type="checkbox"/> Stone <input type="checkbox"/> Ash <input type="checkbox"/> Forrest Green <input type="checkbox"/> Mountain Blue
<p>IT IS RECOMMENDED MEASUREMENTS EXTEND 150MM PAST THE EXTERNAL WINDOW FRAME ON EACH SIDE FOR TOTAL COVERAGE</p>	<p>IT IS RECOMMENDED MEASUREMENTS EXTEND 150MM PAST THE EXTERNAL WINDOW FRAME ON EACH SIDE FOR TOTAL COVERAGE</p>	<p>IT IS RECOMMENDED MEASUREMENTS EXTEND 150MM PAST THE EXTERNAL WINDOW FRAME ON EACH SIDE FOR TOTAL COVERAGE</p>

### OFFICE USE ONLY

STOCK TO BE USED	STOCK TO BE USED	STOCK TO BE USED
------------------	------------------	------------------

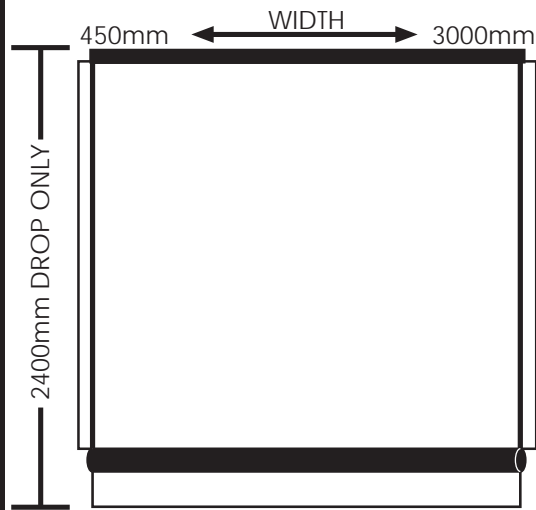
THIS SECTION MUST BE COMPLETED IN FULL FOR ORDERS TO BE PROCESSED

I (print name)..... hereby state that the above measurements are correct and understand that once blinds are cut to size, order is final and blinds can not be changed.

Customer Name..... Customer Signature..... STORE.....

Store Person Name..... Store Person Signature..... ORDER #.....

# Can't Find Your Exact....



## CLEAR BISTRO BLIND WIDTH?

Have the Width of your Clear PVC Bistro Blinds professionally shortened to suit your specific structure dimensions.

Widths can be adjusted to inbetween Standard Sizes from 3000mm width down to 450mm widths.

Drops are available in 2400mm & will NOT be altered.

### Recording Your Measurements

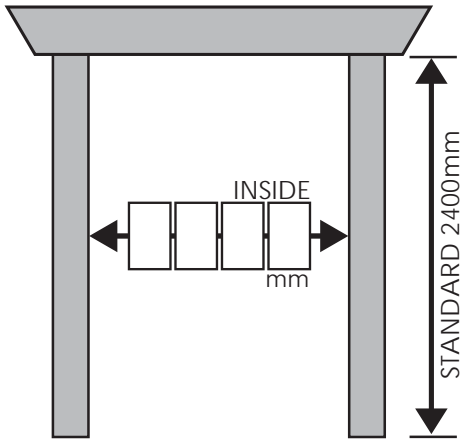
1. When measuring your width, be sure to be mindful of where blind is attached.
2. Take width only measurements from inside post (or wall) to inside post (or wall).
3. Use metal tape measure for accurate measuring. Take multiple measurements to ensure correctness.
4. Record all measurements in millimeters.
5. Please measure your exact application dimensions (ie: from post to post, or, post to wall).

### BLIND MEASUREMENTS

#### WIDTH ADJUSTMENT AVAILABLE ON CLEAR PVC BISTRO BLINDS ONLY

##### BISTRO WIDTH

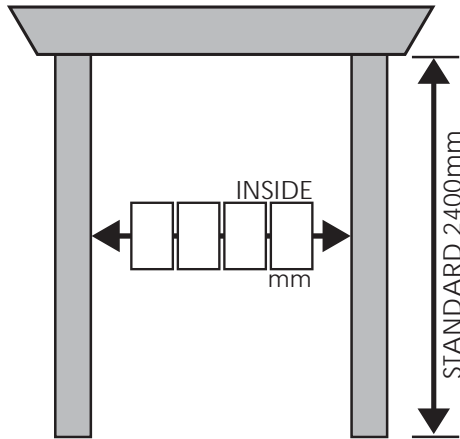
Internal widths must be measured from "post to post" or "post to wall" etc.



MEASUREMENTS RECORDED  
WILL BE BLINDS FINISHED  
TOTAL WIDTH

##### BISTRO WIDTH

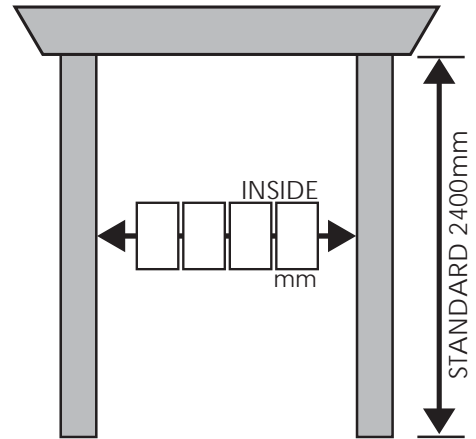
Internal widths must be measured from "post to post" or "post to wall" etc.



MEASUREMENTS RECORDED  
WILL BE BLINDS FINISHED  
TOTAL WIDTH

##### BISTRO WIDTH

Internal widths must be measured from "post to post" or "post to wall" etc.



MEASUREMENTS RECORDED  
WILL BE BLINDS FINISHED  
TOTAL WIDTH

### OFFICE USE ONLY

STOCK TO  
BE USED

STOCK TO  
BE USED

STOCK TO  
BE USED

#### THIS SECTION MUST BE COMPLETED IN FULL FOR ORDERS TO BE PROCESSED

I (print name)..... hereby state that the above measurements are correct and understand that once blinds are cut to size, order is final and blinds can not be changed.

Customer Name..... Customer Signature..... STORE.....

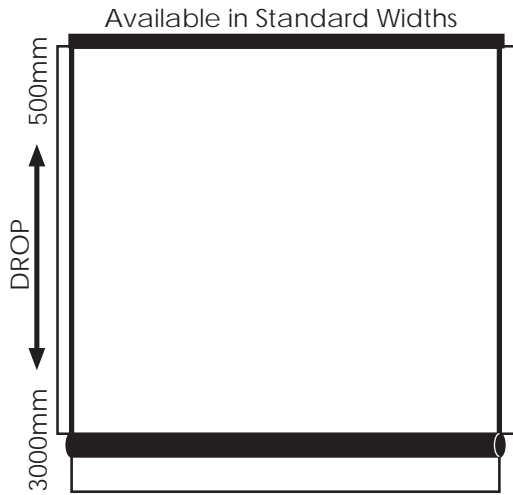
Store Person Name..... Store Person Signature..... ORDER #.....

# Can't Find Your Exact....



## CLEAR BISTRO BLIND DROP?

Have the Drop of your Clear PVC Bistro Blinds professionally shortened to suit your specific structure dimensions.



Widths are available 900mm in 1500mm, 1800mm, 2100mm, 2400mm, 2700mm & 3000mm and will NOT be altered.

Extenders are available to increase your blind width by 50mm, 75mm & 150mm.

Drops can be altered from 2400mm drop down to 500mm drop, or extended from 2400mm up to 3000mm drops.

### Recording Your Measurements

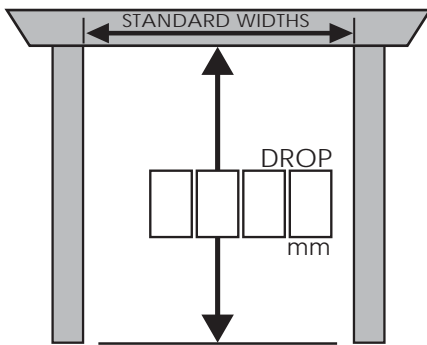
1. When measuring your drop, be mindful of position & height of fixing points.
2. Take drop only measurements from fixing point to base.
3. Use metal tape measure for accurate measuring. Take multiple measurements to ensure correctness.
4. Record all measurements in millimeters.
5. Please measure your exact application dimensions (ie: from beam to decking).

### BLIND MEASUREMENTS

#### DROP ADJUSTMENT AVAILABLE ON CLEAR PVC BISTRO BLINDS ONLY

##### BISTRO DROP

Internal drops must be measured from fixing point to base



##### STD. BLIND WIDTHS (ADD. CHARGE)

- 900mm    1500mm    1800mm  
 2100mm    2400mm    2700mm  
 3000mm

##### WIDTH EXTENDERS (ADDITIONAL CHARGE)

- 50mm    75mm    150mm

##### ZIP JOINER (ADDITIONAL CHARGE)

- Joins two blinds together

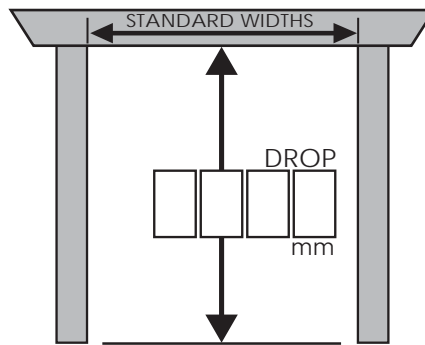
##### WALL ANCHORS (ADDITIONAL CHARGE)

- One    Two (recommended)

Creates weather seal on blind sides

##### BISTRO DROP

Internal drops must be measured from fixing point to base



##### STD. BLIND WIDTHS (ADD. CHARGE)

- 900mm    1500mm    1800mm  
 2100mm    2400mm    2700mm  
 3000mm

##### WIDTH EXTENDERS (ADDITIONAL CHARGE)

- 50mm    75mm    150mm

##### ZIP JOINER (ADDITIONAL CHARGE)

- Joins two blinds together

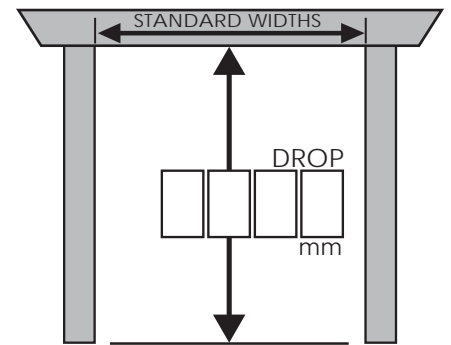
##### WALL ANCHORS (ADDITIONAL CHARGE)

- One    Two (recommended)

Creates weather seal on blind sides

##### BISTRO DROP

Internal drops must be measured from fixing point to base



##### STD. BLIND WIDTHS (ADD. CHARGE)

- 900mm    1500mm    1800mm  
 2100mm    2400mm    2700mm  
 3000mm

##### WIDTH EXTENDERS (ADDITIONAL CHARGE)

- 50mm    75mm    150mm

##### ZIP JOINER (ADDITIONAL CHARGE)

- Joins two blinds together

##### WALL ANCHORS (ADDITIONAL CHARGE)

- One    Two (recommended)

Creates weather seal on blind sides

### OFFICE USE ONLY

STOCK TO BE USED

STOCK TO BE USED

STOCK TO BE USED

### THIS SECTION MUST BE COMPLETED IN FULL FOR ORDERS TO BE PROCESSED

I (print name)..... hereby state that the above measurements are correct and understand that once blinds are cut to size, order is final and blinds can not be changed.

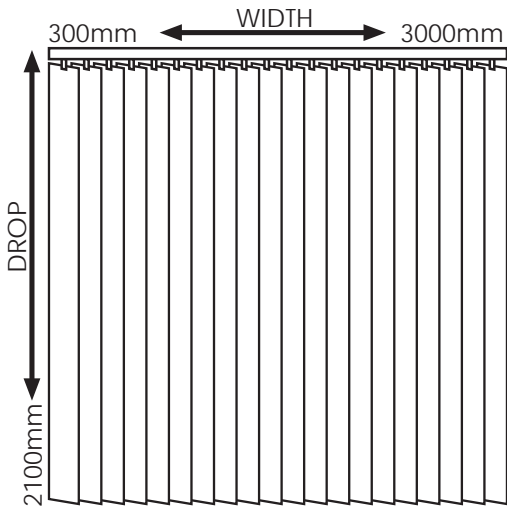
Customer Name..... Customer Signature..... STORE.....

Store Person Name..... Store Person Signature..... ORDER #.....

# Can't Find Your Exact....

## VERTICAL BLIND SIZE?

Delta Vertical Blinds can be professionally reduced in width & drop to suit your specific window size.



Widths can be adjusted to sizes between Standard Sizes from 3000mm width down to 300mm widths.

Drops can be altered to achieve any drop down from 2100mm.

### Recording Your Measurements

1. When measuring your window you must decide on INSIDE mount OR OUTSIDE mount installation.
2. Please only fill out the window sizes in the installation section below for the type of installation you require.
3. Use metal tape measure for accurate measuring.
4. Record all measurements in millimeters
5. Please measure window exactly, SHP will make any necessary allowances

### BLIND MEASUREMENTS

VERTICAL TYPE	VERTICAL TYPE	VERTICAL TYPE
<input type="checkbox"/> 127mm Blade Polyester Vertical <input type="checkbox"/> 89mm Blade PVC Vertical	<input type="checkbox"/> 127mm Blade Polyester Vertical <input type="checkbox"/> 89mm Blade PVC Vertical	<input type="checkbox"/> 127mm Blade Polyester Vertical <input type="checkbox"/> 89mm Blade PVC Vertical
Left or Right hand opening can be achieved by simply flipping track in brackets	Left or Right hand opening can be achieved by simply flipping track in brackets	Left or Right hand opening can be achieved by simply flipping track in brackets
<b>VERTICAL DROP</b> <input type="checkbox"/> <input type="checkbox"/> <input type="checkbox"/> <input type="checkbox"/> mm EXTERNAL MOUNT RECOMMENDED	<b>VERTICAL DROP</b> <input type="checkbox"/> <input type="checkbox"/> <input type="checkbox"/> <input type="checkbox"/> mm EXTERNAL MOUNT RECOMMENDED	<b>VERTICAL DROP</b> <input type="checkbox"/> <input type="checkbox"/> <input type="checkbox"/> <input type="checkbox"/> mm EXTERNAL MOUNT RECOMMENDED

### OFFICE USE ONLY

STOCK TO BE USED	STOCK TO BE USED	STOCK TO BE USED
------------------	------------------	------------------

THIS SECTION MUST BE COMPLETED IN FULL FOR ORDERS TO BE PROCESSED

I (print name)..... hereby state that the above measurements are correct and understand that once blinds are cut to size, order is final and blinds can not be changed.

Customer Name..... Customer Signature..... STORE.....

Store Person Name..... Store Person Signature..... ORDER #.....